




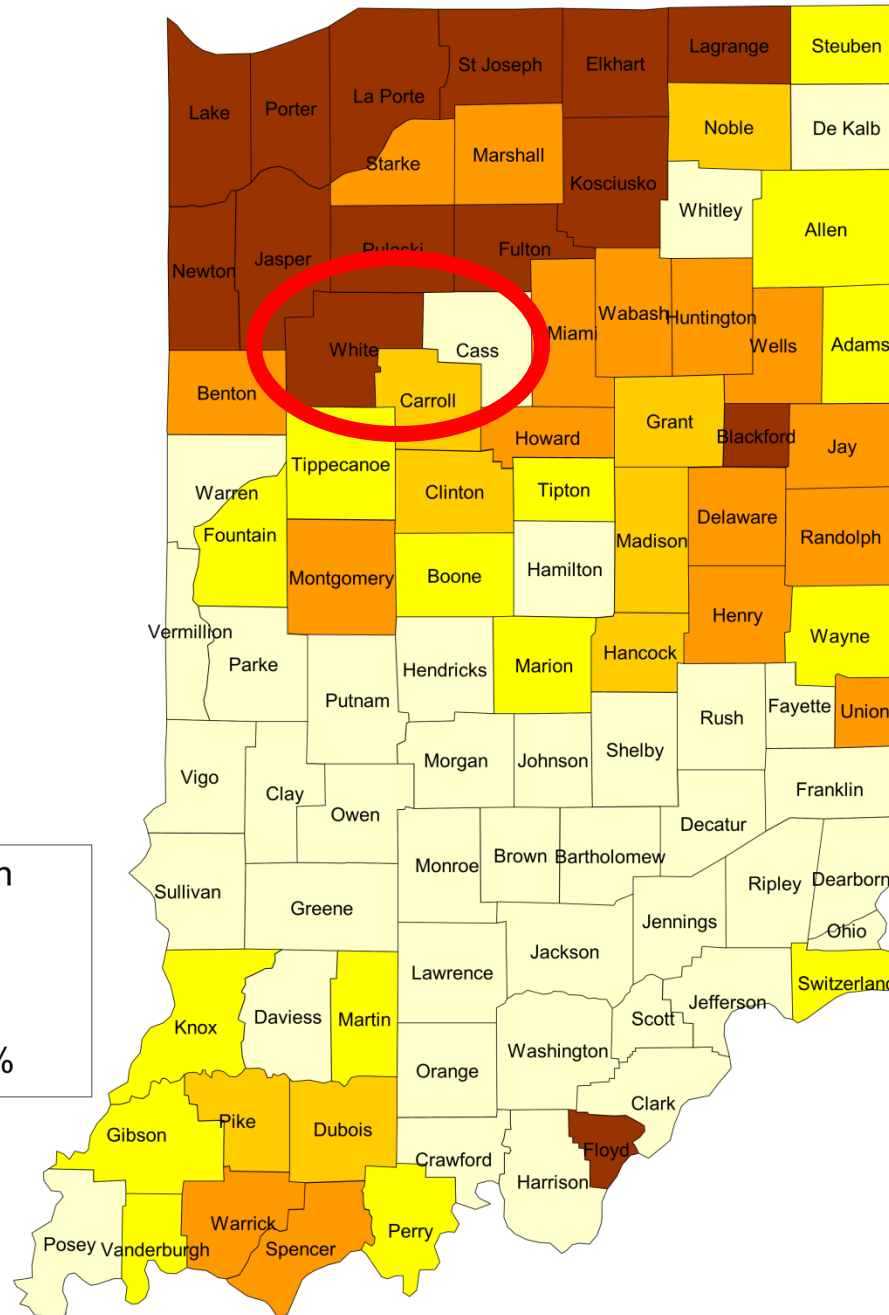


# How to Calculate ARC-CO

# 2014 IN ARC-CO Corn Payments

Payment Rate Per Acre Corn	
	\$0.00, 39 37.9%
	\$0.01 to \$15.00, 15 14.6%
	\$15.00 to \$30.00, 8 7.8%
	\$30.00 to \$60.00, 16 15.5%
	\$60.00 to \$100.00, 14 13.6%



# White County, Indiana Corn Program Year 2014 Benchmark

<u>2009</u> (county yield or 70% of T)	181		A	B	C	D	E
<u>2010</u> (county yield or 70% of T)	167		2014 Bench Mark Yield (2009-13 Olympic Avg.)	2014 Bench Mark Price (2009-13 Olympic Avg.)	2014 Benchmark Revenue  (A * B)	2014 Guarantee Revenue  (86% of C)	2014 Maximum Payment Rate  (10% of C)
<u>2011</u> (county yield or 70% of T)	168		172	\$ 5.29	\$ 909.88	\$ 782.50	\$ 90.99
<u>2012</u> (county yield or 70% of T)	<del>118</del>						
<u>2013</u> (county yield or 70% of T)	<del>184</del>						

# White County, Indiana Corn Program Year 2014 Actual Revenue

F	G	H
2014 Actual Yield	2014 National Price	2014 Actual Revenue (F * G)
<u>193</u>	\$ <u>3.70</u>	<u>\$ 714.10</u>

# White County, Indiana Corn Program Year 2014 Payment Rate

C	D	E	F	G	H	I	J
2014 Benchmark Revenue  (A * B)	2014 Guarantee Revenue  (86% of C)	2014 Maximum Payment Rate  (10% of C)	2014 Actual Yield	2014 National Price	2014 Actual Revenue  (F * G)	2014 Formula Payment Rate  (D - H), not less than 0	2014 Payment Rate  Lesser of E or I (capped at 10% of Benchmark)
\$ 909.88	<u>\$ 782.50</u>	<u>\$ 90.99</u>	193	\$ 3.70	<u>\$ 714.10</u>	<u>\$ 68.40</u>	<u>\$ 68.40</u>

# Cass County, Indiana Corn Program Year 2014 Benchmark

<u>2009</u> (county yield or 70% of T)	164	A	B	C	D	E
<u>2010</u> (county yield or 70% of T)	148	2014 Bench Mark Yield (2009-13 Olympic Avg.)	2014 Bench Mark Price (2009-13 Olympic Avg.)	2014 Benchmark Revenue (A * B)	2014 Guarantee Revenue (86% of C)	2014 Maximum Payment Rate (10% of C)
<u>2011</u> (county yield or 70% of T)	149	154	\$5.29	\$814.66	\$700.61	\$81.47
<u>2012</u> (county yield or 70% of T)	<del>115</del>					
<u>2013</u> (county yield or 70% of T)	<del>191</del>					

# Cass County, Indiana Corn Program Year 2014 Actual Revenue

F	G	H
2014 Actual Yield	2014 National Price	2014 Actual Revenue (F * G)
<u>195</u>	<u>\$3.70</u>	<u>\$721.50</u>

# Cass County, Indiana Corn Program Year 2014 Payment Rate

C	D	E	F	G	H	I	J
2014 Benchmark Revenue  (A * B)	2014 Guarantee Revenue  (86% of C)	2014 Maximum Payment Rate  (10% of C)	2014 Actual Yield	2014 National Price	2014 Actual Revenue  (F * G)	2014 Formula Payment Rate  (D - H), not less than 0	2014 Payment Rate  Lesser of E or I (capped at 10% of Benchmark)
\$814.66	<u>\$700.61</u>	\$81.47	195	\$3.70	<u>\$721.50</u>	<u>\$0.00</u>	<u>\$0.00</u>



# 2014 IN ARC-CO Corn Payments

Payment Rate Per Acre Corn

\$0.00	39	37.9%
\$0.01 to \$15.00	15	14.6%
\$15.00 to \$30.00	8	7.8%
\$30.00 to \$60.00	16	15.5%
\$60.00 to \$100.00	14	13.6%

